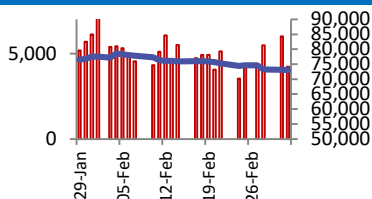
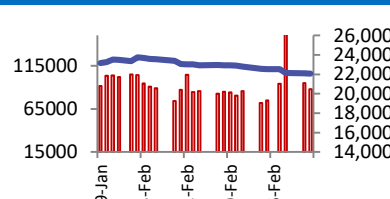


BSE



Open	72817
High	73033
Low	72634
Close	72990
Change	-96
Volume (Lacs)	5685
Turnover (Rs.inCr)	4221

NSE



Open	21974
High	22105
Low	21965
Close	22083
Change	-37
Volume(Lacs)	31425
Turnover(Rs.in Cr)	87916

World Markets	Current	Previous	Pt. Chg	Var(%)
Dow	42521	43191	(670)	-1.6%
Dow Futures	42754	42594	160	0.4%
Nasdaq	18285	18350	(65)	-0.4%
FTSE	8759	8871	(112)	-1.3%
Nikkei	37374	37331	43	0.1%
Hang Seng	23259	22942	317	1.4%
Gift Nifty	22127	22082	45	0.2%
Straits Singapore	3898	3891	7	0.2%
South Korea	2540	2529	11	0.5%
Taiwan	22883	22597	286	1.3%
Shanghai	3325	3324	1	0.0%

Commodity Prices	Current	Previous	Pt. Chg	Var(%)
Copper (\$/MT)	9343	9419	(76)	-0.8%
Alumin (\$/MT)	2617	2611	6	0.2%
Zinc (\$/MT)	2811	2843	(33)	-1.1%
Brent Crude (\$/bbl)	71	71	(0)	-0.4%
Gold (\$/Ounce)	2908	2918	(10)	-0.4%
Silver (\$/Ounce)	32	32	(0)	-0.3%
Light Crude (\$/bbl)	68	68	(1)	-0.8%
N G (\$/mmbtu)	4	4	(0)	-0.5%
Sugar (\$/MT)	518	525	(7)	-1.3%
Rubber (Rs./kg)	193	192	1	0.5%
Baltic Dry Index	1262	1276	(14)	-1.1%

Currency Exchange Rate	Current	Previous	Var(%)
Rs./\$ rate	87.27	87.37	-0.11%
Rs./ Euro	91.74	91.11	0.69%
Rs./Chinese Yuan	12.00	11.98	0.18%
Yen /\$ rate	149.85	149.79	0.04%
\$ US/Euro	1.06	1.06	-0.19%

Dollar Index	Current	Previous	Var(%)
Dollar Index	105.74	105.74	0.00%

Support/ Resistance Levels for Today		
	Nifty	Bank Nifty Fut
Support 1	22000	48200
Support 2	21940	48000
Resistance	22140	48740

Securities in Ban For Trade
MANAPPURAM

Market Review

US: US stock markets have tumbled over concerns that President Donald Trump's tariffs on Canada, Mexico and China will lead to a wider trade war and hurt the economy.

Asia: Stocks in the Asia Pacific region traded mixed early on Wednesday, on the tariff relief signal after President Donald Trump sparked a global selloff.

India: The benchmark equity indices extended their losing streak to the longest in 29 years, ending lower on Tuesday. Auto, IT, and FMCG stocks saw the steepest declines. **Market is expected to open on a negative note and likely to witness range bound move during the day.**

Global economy: China's services sector grew more than expected in February driven by a combination of higher domestic demand, the start-up of new projects, and promotional work, private purchasing managers index data showed on Wednesday. The Caixin services PMI came in at 51.4 in February, above expectations for a 50.8 print.

Australia's economy grew more than expected in the Q4, aided by robust public and private spending, along with a rebound in export demand. Growth also improved amid some declines in inflation, as the effects of high interest rates were felt across the economy. Gross domestic product rose 0.6% qoq. The print was higher than expectations of 0.5% and picked up from the 0.3% seen in the prior quarter.

South Korea's economy grew 0.1% in the final quarter of 2024 from the quarter before, revised central bank data showed on Wednesday, unchanged from the bank's earlier estimate. GDP expanded 1.2% on an annual basis, also the same as estimated in late January.

Commodities: Oil prices fell slightly in Asian trade on Wednesday as markets remained on edge over tariff-related headwinds and increasing global production, with focus turning to stimulus measures in top importer China.

Gold prices inched lower on Wednesday, pressured by rising U.S. Treasury yields, while investors tracked developments surrounding the possible impact of U.S. President Donald Trump's tariffs on inflation and global trade.

Currency: The U.S. dollar drooped near a three-month low versus major peers on Wednesday after the latest round of U.S. tariffs and countermeasures from Canada and China stoked fears of an escalating trade war.

FII Derivative Transactions (Rs. Cr)

Contracts	Purchase		Sell		Net	Open Interest (OI)		OI (Previous day)		Change	
	Contract	Value	Contract	Value	Value	Contract	Value	Contract	Value	Contract	Value
Index Future	19701	3044	19332	3081	(37)	281309	43465	275582	42598	5727	867
Index Option	4073101	672147	3918380	646098	26049	2460382	397366	2273380	368115	187002	29251
Stock Future	314005	17658	269550	14895	2763	5756595	332101	5765052	332842	(8457)	(741)
Stock Option	743262	43708	759439	44552	(844)	866582	48359	776029	43289	90553	5070
Total	5150069	736557	4966701	708626	27931	9364868	821291	9090043	786844	274825	34447

FII All Activity-BBG (Rs Cr)	Buy	Sell	Net
24-Feb-25	8609	14329	(5719)
25-Feb-25	12714	15548	(2834)
27-Feb-25	22069	20950	1120
28-Feb-25	40090	52116	(12026)
3-Mar-25	10063	14725	(4663)
Month to date- Mar	10063	14725	(4663)
FII (Prov.) (Rs Cr)	Buy	Sell	Net
25-Feb-25	12500	16029	(3529)
27-Feb-25	19055	19612	(557)
28-Feb-25	39239	50878	(11639)
3-Mar-25	9846	14635	(4788)
4-Mar-25	12023	15428	(3406)
Month to date-Mar	21869	30063	(8194)
DII (Prov.) (Rs. Cr)	Buy	Sell	Net
25-Feb-25	11278	8247	3031
27-Feb-25	13530	11803	1727
28-Feb-25	28066	15757	12309
3-Mar-25	17344	8554	8791
4-Mar-25	13542	8691	4851
Month to date-Mar	30887	17244	13642
FII Debt - BBG (Rs. Cr)	Buy	Sell	Net
24-Feb-25	2436	1039	1397
25-Feb-25	4460	1548	2912
27-Feb-25	6617	1741	4876
28-Feb-25	13742	2296	11445
3-Mar-25	4667	869	3798
Month to date- Mar	4667	869	3798

Market Breadth	BSE		NSE	
	No.	%	No.	%
Advance	2152	53%	1653	57%
Decline	1804	44%	1199	41%
Unchanged	130	3%	62	2%

Market Turnover	04-Mar	03-Mar	Var (%)
BSE Cash	4221	6007	-30%
NSE Cash	87916	94975	-7%
NSE Futures	91242	114333	-20%
NSE Options	9747012	11957513	-18%
Total (Rs.Cr)	9930391	12172829	-18%

Volatility Index	04-Mar	03-Mar
Volatility Index	13.83	13.76

Index PE - TTM	04-Mar	Yr. High	Yr. Low
Sensex	20.3	25.7	20.3
Nifty	19.6	24.4	19.6

Corporate News

Coforge Enters 13-Year, \$1.56 bn Partnership With Sabre Corp To Accelerate AI Solutions

IT solutions firm Coforge has entered into a 13-year partnership with travel technology company Sabre Corporation, according to a regulatory filing. The agreement, valued at about \$1.56 bn, will see Coforge as a key partner in helping Sabre speed up product development and launch AI solutions. (ET)

Adani Wilmar To Acquire Tops Brand Owner GD Foods

Adani Wilmar Ltd. signed a definitive agreement with GD Foods. on Tuesday to acquire the owner of household cooking brand Tops. The acquisition will take place in multiple tranches, with 80% of the shares set to be acquired in the first tranche and the rest to be acquired over the next three years. (NDTV)

ONGC Green Fully Acquires PTC Energy For Rs 925 Crore

ONGC Green Ltd., a wholly owned subsidiary of Oil & Natural Gas Corp., has acquired 65.4 crore equity shares or a 100% stake in PTC Energy Ltd. for Rs 925 crore, according to an exchange filing on Tuesday. (NDTV)

Economy

Committed to reducing regulatory burden

Finance Minister Nirmala Sitharaman emphasized India's commitment to reducing regulatory burdens and establishing trust-based governance for better ease of doing business. With over 42,000 compliance requirements removed and more than 3,700 legal provisions decriminalized, the government aims to create an export-friendly economy. (ET)

Non-tariff measures limit market access for Indian exports, says DGFT

Non-tariff measures like the European Union's carbon tax and deforestation regulations, along with aggressive industrial policies from countries like the USA and UK, are limiting market access for Indian goods. The Indian government is working on schemes to support MSME exporters, with an emphasis on credit facilities and handling non-tariff measures. (ET)

International

CoreWeave in talks to acquire Weights & Biases for \$1.7 bln

Cloud infrastructure provider CoreWeave is in discussions to acquire AI software startup Weights & Biases for around \$1.7 billion, The Information reported on Tuesday, citing sources familiar with the matter. The potential deal comes as CoreWeave, which provides cloud servers for AI development, prepares for an initial public offering that could value the company at over \$20 billion. (Inv)

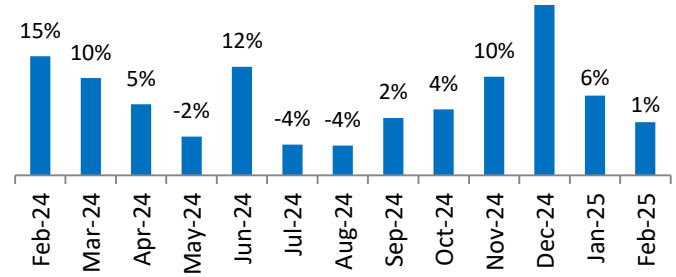
Top 5 Nifty Gainers	04-Mar	03-Mar	Var(%)
BPCL	250	242	3.1%
SBIN	716	695	3.0%
BEL	265	257	2.8%
SHRIRAMFIN	633	621	1.9%
ADANIEN	2145	2117	1.3%
Top 5 Nifty Losers	04-Mar	03-Mar	Var(%)
BAJAJ-AUTO	7333	7715	-4.9%
HEROMOTOCO	3515	3631	-3.2%
BAJAJFINSV	1790	1839	-2.6%
HCLTECH	1536	1572	-2.3%
EICHERMOT	4815	4907	-1.9%

BSE Index Watch	Last	1 day	1 wk	1 mth	1 yr
SENSEX	72990	-0.1%	-2.0%	-6.7%	-0.9%
MIDCAP	38722	0.1%	-3.3%	-10.7%	-3.1%
SMLCAP	43326	1.3%	-4.3%	-14.2%	-4.2%
AUTO	45498	-1.1%	-5.7%	-13.8%	-6.1%
BANKEK	54979	0.5%	-0.8%	-3.6%	1.7%
Capital Goods	56876	1.4%	-1.5%	-8.3%	-3.7%
FMCG	18317	-0.4%	-3.5%	-10.6%	-5.2%
Health Care	38580	0.6%	-2.2%	-10.4%	11.2%
IT	36629	-0.8%	-5.4%	-13.3%	-2.0%
METAL	28330	0.4%	-0.8%	-0.5%	-0.1%
Oil & Gas	22706	1.1%	-3.9%	-10.7%	-21.9%
Power	5889	0.6%	-2.2%	-7.5%	-14.0%
Realty	6262	0.1%	-3.7%	-14.1%	-14.8%

NSE USD Futures	04-Mar	03-Mar	Var (%)
Mar Expiry (Rs./\$)	85.24	85.24	0.0%
Apr Expiry (Rs./\$)	85.50	85.50	0.0%
Total Turnover (Rs. Crore)	3326	4682	-29%

Sectors	TTM PE
Auto	27.82
Auto Ancillary	36.24
Banking	12.48
Engineering	42.48
Cement	68.22
Diamonds & Jewellery	41.79
Housing Finance	23.59
Infrastructure & Const	29.02
Metals-Aluminium	24.13
Metal – Steel	15.85
Oil Expl.	8.36
Pharma	8.51
Power – Gen. Supp.	36.09
Information Tech.	24.37
Sugar	15.47
Telecom Serv. Prov.	40.97
Tyres	26.18

Maruti Monthly Volume Growth (YoY)
(Source: Company Data)



10 year G-Sec Yield	Current	Previous	Change
US	4.25%	4.24%	1 bps
Japan	1.45%	1.43%	2 bps
India	6.75%	6.74%	1 bps
UK	4.53%	4.56%	(2) bps
Libor 3 Mths	4.85%	4.85%	(0) bps

Indian Eco Data	Current	Previous	Var(%)
Forex Reserve (US\$ in bn)	640	640	0.0%
Inflation - WPI	2.31%	2.37%	(6) bps
Inflation - CPI	4.31%	5.22%	(91) bps

India GDP	Q2FY25	Q1FY25	Var(%)
Growth	6.15%	5.58%	57 bps

Monetary Policy	Current	Previous	Change
Repo Rate	6.25%	6.50%	(25) bps
Reverse Repo Rate	3.35%	3.35%	0 bps
CRR	4.00%	4.00%	0 bps
O/S Banking System Liquidity (Rs bn)	-1285	-1082	(202.5)

IIP Growth %	Nov-24	Nov-23	Apr-Feb
IIP	5.2	2.5	4.4
Capital Goods	9.0	-1.1	4.5
Mining	5.8	1.3	4.1
Manufacturing	4.4	5.8	6.0
Electricity	1.9	7.0	3.6

ADR Price Movement

Company	Price (US\$)	Volume	Previous Day Price	Volume	Variance (%)	No. of Share Per ADR	ADR Price (Rs.)	BSE Price	Variance (%)
Infosys Tech	19.71	13778214	19.83	9916199	-0.61%	1	1720.16	1688.30	1.9%
Wipro	3.22	3664889	3.25	5723881	-0.92%	1	281.02	280.00	0.4%
Dr.Reddy's	12.81	936955	12.76	958464	0.39%	1	1117.98	1120.15	-0.2%
ICICI Bank	27.60	4607203	27.89	5530331	-1.04%	2	1204.38	1210.40	-0.5%
HDFC Bank	59.70	2412946	60.65	2922220	-1.57%	3	1736.75	1710.00	1.6%

GDR's (US\$)

	Prices	Prev. Close	Change	Var %
L&T	36.20	36.70	(0.5)	-1.4%
RIL	52.30	53.90	(1.6)	-3.0%
SBI	81.10	79.90	1.2	1.5%

US Economy Data	Current	Previous
Inflation (%) (YoY)	2.90%	2.70%
Unemployment (%)	4.00%	4.10%

Interest Rate (%)	Current	Previous
Fed Rate	4.50%	4.50%

US GDP	Q4CY24	Q3CY24
Growth (QoQ Annualized)	2.30%	3.10%

China Economy Data	Current	Previous
GDP	5.40%	4.60%
Inflation – CPI (%)	0.50%	0.10%

Economic Calendar

Economic Calendar	Date
Indian GDP Data	30 May
Indian Inflation Data CPI	12 Mar
Indian Inflation Data WPI	17 Mar
Indian Monetary Policy	09 Apr
India's Industrial Production (IIP)	12 Mar
US Inflation Data	12 Mar
US GDP	27 Mar
US Unemployment Data	07 Mar
US Fed Rate	19 Mar
China GDP	16 Apr
China Inflation Data	09 Mar

Event Update

Name	Date	Purpose
Anand Rathi Wealth Ltd.	05/03/25	Bonus issue
SBI Life Insurance Company Ltd.	07/03/25	Interim Dividend

Bulk Deal As On 04/03/25

BSE

Security Code	Security Name	Client Name	Deal	Quantity	Price
538465	AMARSEC	ANAND MOHAN .	B	19000	10.18
538465	AMARSEC	KANCHANA R	S	20000	10.25
538465	AMARSEC	MAHESH KUMAR	B	25000	10.15
538465	AMARSEC	RAJASREE RAMDAS	S	50000	10.19
538465	AMARSEC	SUNIL SACHDEVA	S	15800	10.22
537069	ARNOLD	INT INFRASTRUCTURE PRIVATE LIMITED	B	175000	27.1
537069	ARNOLD	ROSEWOOD SHOPPERS LLP	S	154784	27.15
539834	BALGOPAL	GRETEX CORPORATE SERVICES PVT LTD	B	90000	122.15
537766	BCP	BON LON PVT LTD	S	600000	3.31
537766	BCP	BON LON SECURITIES LTD	S	600000	3.31
537766	BCP	HARSHIT FINVEST PVT LTD	S	800000	3.31
537766	BCP	SACHIN GOVINDLAL MODI	B	1500000	3.31
537766	BCP	SRESTHA FINVEST LIMITED	S	220889	3.1
537766	BCP	SRESTHA FINVEST LIMITED	B	1070486	3.12
543209	BILLWIN	SATISHKUMARRATANLALMALANI	B	21000	35.05
531099	CHECKPOINT	ANKIT MEHRA	B	31500	16.68
531099	CHECKPOINT	GAGAN RAJESH KAPOOR	S	36216	16.68
531460	CONTICON	DWARKA DASS GUPTA	B	36500	9.61
543284	EKI	DEVI TRADERS LLP	S	31836	144.6
543284	EKI	DEVI TRADERS LLP	B	139000	144.6
530733	ENCODE	SAJJAN KUMAR GUPTA	S	31808	11.38
512443	GANONPRO	SAHIL ARORA	S	48000	7
544348	GBLOGISTIC	VIKASA INDIA EIF I FUND-INCUBE GLOBAL OPPORTUNITIES	S	49200	39.6
543372	GETALONG	NARENDRA BHARAT PAREKH	S	185000	24.37
511543	GSBFIN	SUDHANSHU KANDA	B	30001	41.16
539479	GTV	CHIRAG HEMANTKUMAR PATEL	B	50000	700
539479	GTV	GAURAV AGRAWAL	S	66000	700.07
526965	GUJCRAFT	RISHAB ASHOK CHHAJER	B	200000	132.8
526965	GUJCRAFT	TYPHOON FINANCIAL SERVICES LIMITED	S	200000	132.8
511441	GUJCRED	KAPADIA FINWEALTH LLP .	B	26751	29.89
511441	GUJCRED	NOBLE POLYMERS LIMITED NOBLE	S	20151	29.92
539176	HAWAENG	BILKIS ZUBAIR HAWA	B	30886	117.8
539176	HAWAENG	SARAH FAISAL HAWA	S	30886	117.8
500449	HOCL	SUDHABEN PRAFULCHANDRA VAIDYA	S	590000	24.5
539692	IFINSER	VICKY RAJESH JHAVERI	S	48564	29.31
543769	INDONG	NEZONE HERBALS PVT LTD	B	148000	20.17
543769	INDONG	SAMTA POLYMERS LTD	S	148000	20.17
511000	MADHUSE	AMIT K KOCHAR (HUF)	B	62483	18
511000	MADHUSE	PARASBEN KOCHAR	S	62482	18
530167	MONGIPA	DIVYA KANDA	S	105682	19.01
530167	MONGIPA	SUDHANSHU KANDA	B	195700	19.08
530167	MONGIPA	VIVEK KANDA	S	90000	19.15
540809	MRCAGRO	GAURAV SINGH	B	482336	12.36
539402	NAKSH	SUDHANSHU KANDA	B	105500	8.65
543305	NAVODAYENT	ANAND VASANT MODE	S	96000	7.83
543305	NAVODAYENT	SUBNESHCHANDER	B	60000	7.9
544370	NUKLEUS	AFFLUENCE MARKETING AND DISTRIBUTION PRIVATE LIMITED	B	21000	187.2
544370	NUKLEUS	AMARBIR PASRICHA	B	52800	187.2

544370	NUKLEUS	ANSHUL AGGARWAL	B	139800	188.95
544370	NUKLEUS	FAST TRACK FINSEC PRIVATE LIMITED	B	21000	187.2
544370	NUKLEUS	GOLDEN GLOW ENTERPRISES PVT LTD	B	40800	187.2
544370	NUKLEUS	GRIH LAKSHMI LEASING COMPANY PVT. LTD	B	20400	187.2
544370	NUKLEUS	NOIDA HOLDINGS PRIVATE LIMITED	B	21000	187.2
544370	NUKLEUS	PRIYANKA JAIN	B	21600	187.2
544370	NUKLEUS	SLESHA COMMERCIAL LIMITED	B	21000	187.2
544370	NUKLEUS	SLV FINVEST LIMITED	B	21000	187.2
544370	NUKLEUS	VEER RAVINDRA SAKARIYA	S	28800	187.2
544370	NUKLEUS	VIJAYSINGHANIA	B	42000	187.2
540386	ONTIC	DEEPAL PRAVINBHAI SHAH HUF	B	1244732	0.57
540386	ONTIC	NISHIL FINANCIAL ADVISORS LLP .	S	615519	0.57
540386	ONTIC	NOBLE POLYMERS LIMITED NOBLE	S	646657	0.57
531512	ORIENTTR	SUNAYANA INVESTMENT COMPANY LIMITED	S	68500	27.28
531512	ORIENTTR	SUNAYANA INVESTMENT COMPANY LIMITED	B	5258	26.93
540198	OSIAJEE	MANISH KUMAR	B	54000	128.95
540198	OSIAJEE	URJA INVESTMENT PRIVATE LIMITED	S	54000	128.95
530095	PRADHIN	SAKET KUMAR	S	198987	17.33
530095	PRADHIN	SAKET KUMAR	B	3032	17.9
511557	PROFINC	NIRMAL LUNKAR	B	2299999	4.5
511116	QUADRANT	IDBI TRUSTEESHIP SERVICES LTD	S	40000000	0.3
511116	QUADRANT	ISHAAN TRADEFIN LLP	S	264680	0.32
511116	QUADRANT	ISHAAN TRADEFIN LLP	B	36800000	0.3
539673	RCL	DIVYA KANDA	S	156470	2.23
539673	RCL	SUDHANSHU KANDA	B	155434	2.23
543256	RFLL	KIRAN MITTAL	S	95843	17
543256	RFLL	NIRMALABEN SHANTILAL GADA	B	88500	17
500285	SPICEJET	PLUTUS WEALTH MANAGEMENT LLP	B	9000000	46
514248	SRECR	NEELAM MITTAL	B	50900	45.05
514248	SRECR	SATYA PRAKASH MITTAL	S	50900	45.05
544171	STAL	PADMAWATI REALCON PRIVATE LIMITED	B	95200	87.68
543745	SVS	HARDIK MILANBHAI MITHANI (HUF)	B	132000	11.78
538607	TOYAMSL	ANIL VISHANJI DEDHIA	S	3325307	1.44
538607	TOYAMSL	ANIL VISHANJI DEDHIA	B	307	1.42
538607	TOYAMSL	SANDHYA ANIL DEDHIA	B	3325000	1.44
539798	UMIYA	SNB CORPORATION PRIVATE LIMITED	S	210956	27
539798	UMIYA	YAGNIKUMAR KIRITKUMAR AKHANI	B	274001	26.86
511523	VEERHEALTH	AJAX INVESTMENTS LTD	S	100000	10.7
511523	VEERHEALTH	AKSHAT INVESTMENT	B	100000	10.7
511523	VEERHEALTH	BHARAT SINGH	S	141116	9.88
511523	VEERHEALTH	KALPANA DHARNENDRA SHAH	S	100000	11.5
511523	VEERHEALTH	KRUPA HARSH JAIN	B	250000	10.89
531015	VENMAX	KAVITA PARIKH	B	30000	19.12
531015	VENMAX	MANASA REDDY DEVIREDDY	B	49998	17.51
531015	VENMAX	MULTIPLIER SHARE & STOCK ADVISORS PRIVATE LIMITED	S	45155	17.51
531015	VENMAX	SAMTA POLYMERS LTD	B	44820	17.51
531015	VENMAX	SANJAY P PARIKH	B	30000	19.35
506122	VOLKAI	SUMITKUMARSRVASTAVA	B	4220	263.07
533252	WELINV	RUBICS CORPORATION PRIVATE LIMITED	B	29998	620.6

NSE

Security Code	Security Name	Client Name	Deal	Quantity	Price
AVANTIFEED	Av anti Feeds Limited	IIFL FACILITIES SERVICES LIMITED	BUY	5977413	728
AVANTIFEED	Av anti Feeds Limited	IIFL FACILITIES SERVICES LIMITED	BUY	5977413	728
AVANTIFEED	Av anti Feeds Limited	THAI UNION ASIA INVESTMENT HOLDING LIMITED	SELL	5977413	728
AVANTIFEED	Av anti Feeds Limited	THAI UNION ASIA INVESTMENT HOLDING LIMITED	SELL	5977413	728
BANSWRAS	Banswara Syntex Limited	COFIPALUX INVEST S.A.	SELL	1000000	121.66
DHANLAXMI	Dhanlaxmi Crop Science L	YUGA STOCKS AND COMMODITIES PRIVATE LIMITED	SELL	200000	57.63
DIFFNKG	Diffusion Engineers Ltd	SARAVANA SECURITIES D.SATHYAMOORTHY	BUY	320000	260.64
DIFFNKG	Diffusion Engineers Ltd	SSPL SECURITIES PRIVATE LIMITED	SELL	318000	260.57
GATECH	GACM Technologies Limited	SATVAT AGRO LLP	BUY	4400000	0.62
GATECH	GACM Technologies Limited	SHARE INDIA SECURITIES LIMITED	SELL	5500000	0.62
GLOBE	Globe Textiles (I) Ltd.	SWETABEN GUNJAN VORA	BUY	2575000	2.74
GTECJAINX	G-TEC JAINX EDUCATION	KAILASHBEN ASHOKKUMAR PATEL	SELL	136731	30.63
GTECJAINX	G-TEC JAINX EDUCATION	PATEL ASHOKKUMAR BABALBHAI	BUY	139797	30.63
MINDPOOL	Mindpool Technologies Ltd	DOSHI HETAL S	SELL	216000	57.1
MINDPOOL	Mindpool Technologies Ltd	SHASHANK PRAVINCHANDRA DOSHI	BUY	218000	57.1
NEWJAISA	Newjaisa Technologies Ltd	AJAY KUMAR AGGARWAL	BUY	201000	51.2
NEWJAISA	Newjaisa Technologies Ltd	AUGMENTA VALUE TRUST - SCHEME 1	BUY	238500	51.35
NITCO	Nitco Limited	SARAVANA SECURITIES D.SATHYAMOORTHY	BUY	711908	97.97
NITCO	Nitco Limited	SSPL SECURITIES PRIVATE LIMITED	SELL	700000	97.98
OLIL	Oneclick Logistics Ind L	KAVITA MONANI	BUY	33600	150.03
PRECISION	Precision Metaliks Ltd	ANANT WEALTH CONSULTANTS PRIVATE LIMITED	BUY	200000	28.8
SABAR	Sabar Flex India Limited	NANDUBA ASHOKSINH BHATI	SELL	95000	6.95
SANGANI	Sangani Hospitals Limited	AFFLUENCE GEMS PRIVATE LIMITED	SELL	300000	58.1
SANGANI	Sangani Hospitals Limited	ASHUTOSH JAYANTILAL JUTHANI	BUY	78000	58.1
SANGANI	Sangani Hospitals Limited	ASIT SURENDRA DATTANI THAKKAR	BUY	81000	58.1
SOTAC	Sotac Pharmaceuticals Ltd	CRAFT EMERGING MARKET FUND PCC- ELITE CAPITAL FUND	BUY	153600	102.8
SOTAC	Sotac Pharmaceuticals Ltd	SAMBHAVNATH INVESTMENTS AND FINANCES PRIVATE LIMITED	SELL	153600	102.8
UCL	Ushanti Colour Chem Ltd	SHAILESH K KOTHARI	BUY	100000	53.15
UCL	Ushanti Colour Chem Ltd	SILKON TRADES LLP	SELL	100000	53.15
VIPULLTD	Vipul Limited	MONEYPLANT GOLD & JEWELLERY TRADING L.L.C	SELL	2000000	10.28

Disclosure:

Research Reports that are published by Nirmal Bang Securities Private Limited (hereinafter referred to as "NBSPL") are for private circulation only. NBSPL is a registered Research Analyst under SEBI (Research Analyst) Regulations, 2014 having Registration no. INH000001766. NBSPL is also a registered Stock Broker with National Stock Exchange of India Limited, BSE Limited, Metropolitan Stock Exchange of India Limited, Multi Commodity Exchange of India Limited and , National Commodity and Derivative Exchange Limited in Capital Market , Equity and Commodities derivatives segments and Currency Derivatives Segment .

NBSPL has other business divisions with independent research teams separated by Chinese walls, and therefore may, at times, have different or contrary views on stocks and markets.

NBSPL or its associates have not been debarred / suspended by SEBI or any other regulatory authority for accessing / dealing in securities Market since last 20 years. NBSPL, its associates or analyst or his relatives do not hold any financial interest (Except Investment) in the subject company. NBSPL or its associates or Analyst do not have any conflict or material conflict of interest at the time of publication of the research report with the subject company. NBSPL or its associates or Analyst or his relatives may or may not hold beneficial ownership of 1% or more in the subject company at the end of the month immediately preceding the date of publication of this research report.

NBSPL or its associates / analyst has not received any compensation / managed or co-managed public offering of securities of the company covered by Analyst during the past twelve months. NBSPL or its associates have not received any compensation or other benefits from the company covered by Analyst or third party in connection with the research report. Analyst has not served as an officer, director or employee of Subject Company. NBSPL / analyst has not been engaged in market making activity of the subject company.

Analyst Certification: The research analysts and authors of these reports, hereby certify that the views expressed in this research report accurately reflects my/our personal views about the subject securities, issuers, products, sectors or industries. It is also certified that no part of the compensation of the analyst(s) was, is, or will be directly or indirectly related to the inclusion of specific recommendations or views in this research. The analyst(s) principally responsible for the preparation of this research report and has taken reasonable care to achieve and maintain independence and objectivity in making any recommendations.

Disclaimer:

The Research Report is for the personal information of the authorized recipient and does not construe to be any investment, legal or taxation advice. NBSPL is not soliciting any action based upon it. Nothing in the research report shall be construed as a solicitation to buy or sell any security or product, or to engage in or refrain from engaging in any such transaction. In preparing the research report, we did not take into account the investment objectives, financial situation and particular needs of the reader.

The research report has been prepared for the general use of the clients of NBSPL and must not be copied, either in whole or in part, or distributed or redistributed to any other person in any form. If you are not the intended recipient you must not use or disclose the information in the research report in any way. Though disseminated to all the customers simultaneously, not all customers may receive the research report at the same time. NBSPL will not treat recipients as customers by virtue of their receiving the research report. The research report is not directed or intended for distribution to or use by any person or entity resident in a state, country or any jurisdiction, where such distribution, publication, availability or use would be contrary to law, regulation or which would subject NBSPL & its group companies to registration or licensing requirements within such jurisdictions.

The report is based on the information obtained from sources believed to be reliable, but we do not make any representation or warranty that it is accurate, complete or up-to-date and it should not be relied upon as such. We accept no obligation to correct or update the information or opinions in it. NBSPL or any of its affiliates or employees shall not be in any way responsible for any loss or damage that may arise to any person from any inadvertent error in the information contained in the research report. NBSPL or any of its affiliates or employees do not provide, at any time, any express or implied warranty of any kind, regarding any matter pertaining to this report, including without limitation the implied warranties of merchantability, fitness for a particular purpose, and non-infringement. The recipients of the research report should rely on their own investigations.

This information is subject to change without any prior notice. NBSPL reserves its absolute discretion and right to make or refrain from making modifications and alterations to this statement from time to time. Nevertheless, NBSPL is committed to providing independent and transparent recommendations to its clients, and would be happy to provide information in response to specific client queries.

Before making an investment decision on the basis of research report, the reader needs to consider, with or without the assistance of an adviser, whether the advice is appropriate in light of their particular investment needs, objectives and financial circumstances. There are risks involved in securities trading. The price of securities can and does fluctuate, and an individual security may even become valueless. International investors are reminded of the additional risks inherent in international investments, such as currency fluctuations and international stock market or economic conditions, which may adversely affect the value of the investment. Opinions expressed are subject to change without any notice. Neither the company nor the director or the employees of NBSPL accept any liability whatsoever for any direct, indirect, consequential or other loss arising from any use of the research report and/or further communication in relation to the research report. Here it may be noted that neither NBSPL, nor its directors, employees, agents or representatives shall be liable for any damages whether direct or indirect, incidental, special or consequential including lost revenue or lost profit that may arise from or in connection with the use of the information contained in the research report.

Copyright of this document vests exclusively with NBSPL.

Our reports are also available on our website

Registration granted by SEBI and certification from NISM in no way guarantee performance of NBSPL or provide any assurance of returns to investors.

Nirmal Bang Research (Division of Nirmal Bang Securities Pvt. Ltd.)

B-2, 301/302, Marathon Innova,
Opp. Peninsula Corporate Park
Off. Ganpatrao Kadam Marg
Lower Parel(W), Mumbai-400013
Board No. : 91 22 6723 8000/8001
Fax. : 022 6723 8010